

RPALW EXTRUDED ALUMINIUM NBC 2015 COMPLIANT

The clean lines of the RPALW series of commercial extruded aluminum signs present a fully modern appearance. The extruded aluminum provides for a rigid, durable and lightweight sign. Available in AC only, AC/DC and internally self-powered versions.



FEATURES & SPECIFICATIONS

CIRCUITRY - AC & AC/DC

- LED ultra bright light source
- 120/277/347 V AC Input, field selectable
- 1.9 W power consumption single or double face
- Emergency DC wattages as follows:
 6 V DC = 0.9 W
 12 V DC = 0.9 W
 24 V DC = 0.9 W

CIRCUITRY - SELF-POWERED

- LED ultra bright light source
- 120/277/347 V AC Input, field selectable
- 2 W power consumption single or double face
- High-performance, Ni-Cad battery
- 90 or 120 minutes emergency duration
- Solid state transfer and battery charger

CIRCUITRY - NUCLEUS

- Emergency DC wattage as follow:
 24 V DC = 0.10 A/2.4 W
- This unit can be connected to Nucleus's smart battery unit. Please view the Nucleus brochure for more details on this technology.

patterns stamped into backplate for junction box mounting

- Universal models include ceiling or end mount , field installable canopy kit c/w spider plate
- White powder coat finish standard, other finishes and colours optional

MECHANICAL





- Extruded aluminium construction
- Slide in/out captive face-plate(s) and backplate for rapid and simplified installation
- Universal spider knockout

COMPLIANCE

- Meets requirements of ICES-005

APPROVALS

- CSA Certified to C22.2 #141-15, C860

OVERVIEW	
LIGHT SOURCE	LED
INPUT VOLTAGE (V AC)	120/277/347
INPUT POWER	1.9 W AC & AC/DC single or double face 2 W self-powered single or double face
DC VOLTAGE (VDC)	6, 12, 24
DC POWER (W)	0.9
DC POWER/VOLTAGE (NUCLEUS)	24 V = 2.4 W
 NUCLEUS COMPATIBLE  LED  ICES 005  Energy Verified Energie Vérifiée	

For complete warranty details, please see our terms and conditions in our website.

TYPICAL SPECIFICATION




TYPICAL SPECIFICATION

Supply and install Aimlite RPALW Series, Extruded Aluminum Running Man Exit Signs. The sign shall operate with AC/DC field selectable 120/277/347 V AC Input, field selectable Emergency DC voltage as follows 6 V 0.9 W, 12 V 0.9 W, 24 V DC 0.9 W. The Self powered configuration shall be AC field selectable 120/277/347v and consist of a long lasting Nickel-Cadmium battery and shall stay illuminated for a minimum of 120 minutes upon AC failure. The face shall be illuminated by using Nichia LED ultra-bright light source. The sign shall be suitable for wall, end, or ceiling mount and come complete with 3 Running Man fibers for universal direction. The frame and back plate shall each be of a one-piece extruded aluminium construction. The Exit Running Man Sign shall be CSA 22.2 No.141-15 certified, ICES 005 compliant and be Aimlite model number RPALW_____.

ORDERING GUIDE

RPALW		M		-		/	
-------	--	---	--	---	--	---	--

SERIES	NBR OF FACES	MOUNTING	COLOR	DC VOLTAGE*	OPTIONS
RPALW	1 - SINGLE FACE 2 - DOUBLE FACE U - UNIVERSAL FACE	M - UNIVERSAL	WHT - WHITE (STANDARD) BLK - BLACK GRY - GREY BSH - BRUSHED ALUMINIUM CUS - CUSTOM COLOR (PLEASE SPECIFY)	UNVDC - UNIVERSAL DC BACKUP VOLTAGE 6, 12 AND 24 VDC BAT- SELF-POWERED FOR 90 MINUTES BAT1 - SELF-POWERED FOR 120 MINUTES NUC - NUCLEUS DRIVER	ATD ¹ , BKO, BNO, K5, LXS ² , PGD ² , SPW, VDR, WGD ² , LBN 0 - NO INDICATORS (DOUBLE FACE ONLY) 

* If AC only is required, select the UNVDC option and do not connect the DC wires when installing.

¹ ATD available with BAT and BAT1.

² Specify mounting.

OPTIONS

DESCRIPTION	DESCRIPTION
ATD AUTOMATIC TEST SELF-DIAGNOSTIC	PGD LEXAN GUARD (SEPARATE ORDER)
BKO BLACK OUT OPTION (SPECIAL WORDING)	SPW SPECIAL WORDING
BNO WHITE OUT OPTION (SPECIAL WORDING)	VDR VANDAL RESISTANT SCREWS
K5 1/2" KNOCKOUT FOR PENDANT MOUNT	WGD WARD (SEPARATE ORDER)
LXS VANDAL RESISTANT SHIELD	LBN LOW BRIGHTNESS

WIREGUARD¹

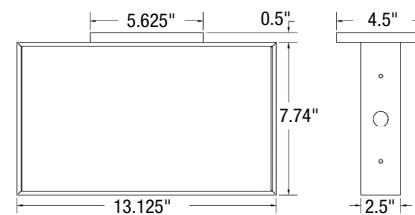
	PART NUMBER	DIMENSIONS (IN)
WALL MOUNT	WGD520-V2	15.75 X 11.5 X 4.5
CEILING MOUNT	WGD540	14.5 X 6.25 X 10.5
END MOUNT	WGD650-V2	17.75 X 17.75 X 16.50

¹ Please contact your AIMLITE customer service representative for more information.

WIREGUARD¹

	PART NUMBER	DIMENSIONS (IN)
WALL MOUNT	PGD109	14 X 9.75 X 3.5
CEILING MOUNT	PGD110	14 X 5.75 X 10
END MOUNT	PGD106	5.5 X 9.25 X 18.5

DIMENSIONS



Comes standard (single and universal face) with three pictogram legends for direction selection.



Comes standard (double face) with two pictogram legends.



For double face no arrow options, select "0" on the options column.