

H246-L

DECO SUSPENDED LED

Family of decorative suspended LED luminaires for general illumination in medium to high ceiling applications such as offices malls and retail spaces where long life and energy efficient LED operation is desirable.



BOTTOM VIEW

FEATURES & SPECIFICATIONS

LED Source

Efficient Chip-on-Board (CoB) Technology with an 80+ CRI, neutral white colour respecting a 3-step MacAdam Ellipse.

Optics

Incorporated silicone lens optics offering a superior light distribution. High Bay type light beam with a viewing angle up to 75° and an efficacy of 93%.

Thermal management

Discrete heat sinks provide optimal thermal management, extended longevity and superior performance of the fixture.

Housing

Extruded and anodized aluminum housing.

Reflector

The prismatic frosted UV-stabilized 16" reflector is a practical and aesthetic solution for public areas.

The acrylic reflector produces a soft, diffused glow to put the right light in the area.

Driver

0-10V dimming driver. Dimming cables sold separately, see ordering guide.

Operating temperature

A1: -20°C to +25°C [-4°F to 77°F]

A2, A3: -40°C to +25°C
 [-40°F to 77°F]

Mounting and cable





Junction box with hook is standard. A 4' white power cable is installed on the luminaire.

COMPLIANCES

- Suitable for damp locations
- CSA Certified to C22.2 #250
- UL1598
- UL8750

OVERVIEW

LIGHT SOURCE	LED	EFFICACY (LM/W)	92 - 112
WATTS (W)	37 - 84	COLOR TEMPERATURE (K)	2 700, 3 000, 3 500, 4 000
LUMEN OUTPUT (LM)	3 436 - 8 172	CRI	80+


 LED
  DAMP LOCATION
 

H246-L

ORDERING GUIDE

SERIES	LAMP TYPE	LUMEN PACKAGE ¹ [LM]	VOLTS [V AC]	COLOR TEMP. [K]	OPTIONS
H246	L - LED	A1 A2 A3	2 - 120-277 8- 347	27K - 2 700 30K - 3 000 35K - 3 500 40K - 4 000	AC - AVIATION SUSPENSION CABLE (6') CC ² - COILED POWER CORD (277 V MAX) U347 - MALE 347 V TWIST LOCK PLUG PM-075 - PENDANT MOUNT 3/4" NPT DIM1 - 0-10V EXTERNAL DIMMING WIRES READY TO CONNECT CLR - CLEAR REFLECTOR O - ACRYLIC CONICAL DROP LENS L - FLAT ACRYLIC LENS FL - FLAT ACRYLIC FROSTED LENS FG - FLAT GLASS FROSTED LENS FO - ACRYLIC DROP PRISMATIC FROSTED LENS HCRI - HIGH CRI 90+ L6 - 6' CABLE LENGTH (WHITE) L10 - 10' CABLE LENGTH (WHITE)

¹ Refer to lumen and specification chart.

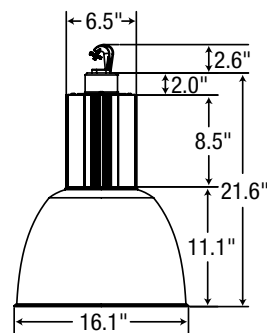
² AC option must also be selected when choosing this option.

TECHNICAL SPECIFICATION TABLE

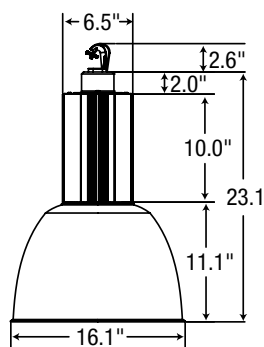
LUMEN PACKAGE	WATTS [W]	VOLTS [V AC]	2700 K		3000 K		3500 K		4000 K	
			LUMEN OUTPUT [LM]	EFFICACY [LM/W]	LUMEN OUTPUT [LM]	EFFICACY [LM/W]	LUMEN OUTPUT [LM]	EFFICACY [LM/W]	LUMEN OUTPUT [LM]	EFFICACY [LM/W]
A1	37	120-277 347	3 436	93	3 556	96	3 727	101	3 761	102
A2	57		5 522	97	6 001	105	6 240	109	6 360	112
A3	84		7 095	85	7 710	92	8 018	95	8 172	92

DIMENSIONS

A1



A2 & A3



Data is based upon tests performed in a controlled environment. Actual performance can vary depending on operating conditions. All products are subject to change or may be discontinued any time without notice.